

2025 Technical Package

April 2025



Wesbanco Arena

2 Fourteenth Street
Wheeling, WV 26003
(304) 233 -7000 Main
(304) 233 -7001 Fax

www.wesbancoarena.com

Contact Information

EXECUTIVE DIRECTOR/ SETTLEMENT

Kelly Tucker

Phone: (304) 233-7000 ext. 101

Email: ktucker@wesbancoarena.com

BOX OFFICE/ MERCHANDISE COORDINATOR

Casey Biela

Phone: (304) 233-7000 ext. 107

Email: cbiela@wesbancoarena.com

PRODUCTION MANAGER/ SECURITY

Justin Malarkey

Phone: (304) 233-7000 ext. 114

Cell: (724) 809-6664

Email: jmalarkey@wesbancoarena.com

BUILDING OPERATIONS

Scott Griffith

Phone: (304) 233-7000 ext. 108

Email: sgriffith@wesbancoarena.com

FOOD AND BEVERAGE MANAGER

Ryan Tucker

Phone: (304) 233-7000 ext. 103

Email: rtucker@wesbancoarena.com

HOSPITALITY/ CATERING

Sonya Fedorko

Phone: (304) 233-7000 ext. 102

Email: sfedorko@wesbancoarena.com

MARKETING

Jeanette Spencer

Phone: (304) 233-7000 ext. 106

Email: jspencer@wesbancoarena.com

Sales and Sponsorships

Howard Karnell

Phone: (304) 233-7000 ext. 113

Email: hkarnell@wesbancoarena.com

EVENT MANAGER/ WEDDING COORDINATOR

Cindy Johnson

Phone: (304) 233-7000 ext. 105

Email: cjohnson@wesbancoarena.com

ASST. F&B

Dalton Jones

Phone: (304) 233-7000 ext. 104

Email: djones@wesbancoarena.com

Local Area Information

GROUND TRANSPORTATION

Airport Limousine - Vans
(304) 232-1175

First Class Limousine - Limos
(304) 233-9755

ACCOMMODATIONS

Hampton Inn
(304) 233-0440
Approx. distance - 1.5 miles

Holiday Inn Express
(304) 547-1380
Approx. distance - 11 miles

Wilson Lodge at Oglebay Park
(800) 624-6988
Approx. distance - 5 miles

TAXI SERVICE

UBER

IC Cab
(304) 232-1313

KEY RESTAURANTS

Generations Restaurant – (304) 232-7917
First Floor of Arena During Events
336 National Road – 1 mile

River City AleWorks (304) 233-4555
1400 Main Street - 1 block east

The Alpha (304) 242-1090
Woodsdale - 1.5 miles

TJ's Sports Garden (304) 232-9555
Woodsdale - 1.5 miles

AIRPORT INFORMATION

Wheeling Ohio County Airport
(304) 234-3865
Approx. drive time - 20 minutes

Pittsburgh Int'l. Airport
Approx. drive time - 70 minutes

Port Columbus Int'l. Airport
Approx. drive time - 2 hours

BACKLINE COMPANY

Beckline
(412) 901-1933

OTHER LOCAL INFORMATION

General Practitioner: Walk-in
Doctor's Urgent Care (304) 232-1020

Orthopedic
Dr. Robert Cavaney (304) 243-1050

Chiropractor
Peter Perzanowski (740) 633-161

Nearest Emergency Room
Wheeling Hospital

Dentist
Donald Lough (304) 243-9010

Massage Therapist
THRIVE (304) 381-6844

Technical Information

CURFEW – None

STAGING

Built to specifications
120 StageRight 4x8 double sided decks
Can be any height from 32" to 56"
On wheels

STAGE POWER – 3 PHASE

800 amp/400 amp/200 amp/100 amp
USC in truck tunnel

MIX POSITION

Built to specifications as required

LOADING DOCK

At grade with rear parking lot
1 Truck at a time inside garage door –or- multiple trucks outside of garage door in rear parking lot
50' push up slight grade to floor
Covered : Partially – Inside Garage Door
1 rollup door 20' wide X 15' high

BUS SHORE POWER

Yes

SPOTLIGHTS

4 fixed Super-Troopers
2 portable Super-Troopers

VIDEO SYSTEM

Tri-Caster
Center Hung Video Board/Ribbon
14 Vomitory Ribbon Boards

BARRICADE

None

CABLING

On floor surface

PYROTECHNICS

Permit and Inspection required

LOCAL CREW

Stagehands - IATSE Local 64

CATERING

As required – outside contractor

DRESSING ROOMS

2 Dressing Rooms, 7 Locker Rooms
DRs and 4 of the locker rooms have toilets, sinks and showers

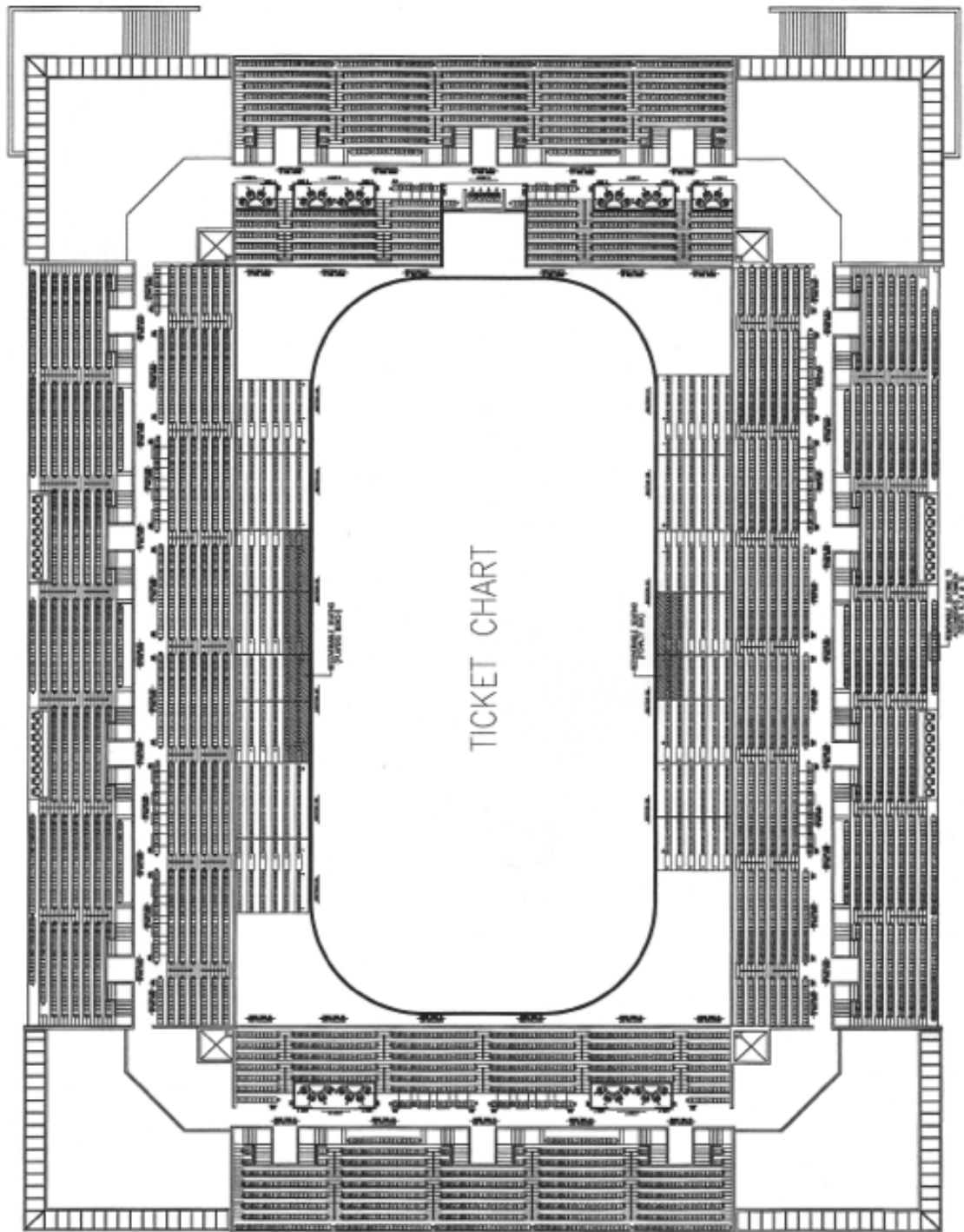
Internet

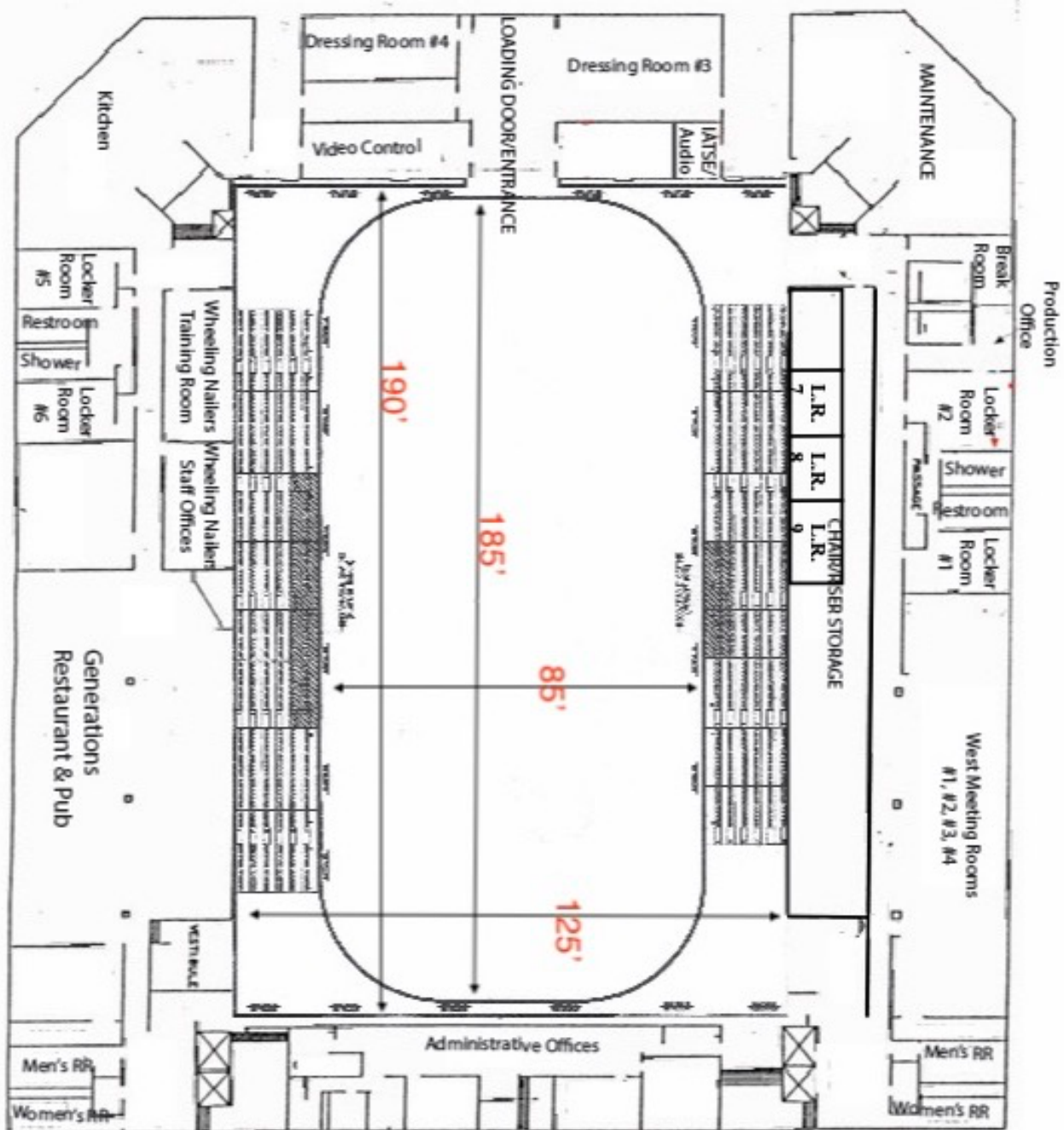
Wifi. Hardlines are available upon request

PRODUCTION OFFICE

Location: Stage left
Internet? As required
Phone Lines: As required

Seating Information





Floor Dimensions

Without Dashers: 191' x 124'

With Dashers: 185' x 84' 6"

Rigging Information

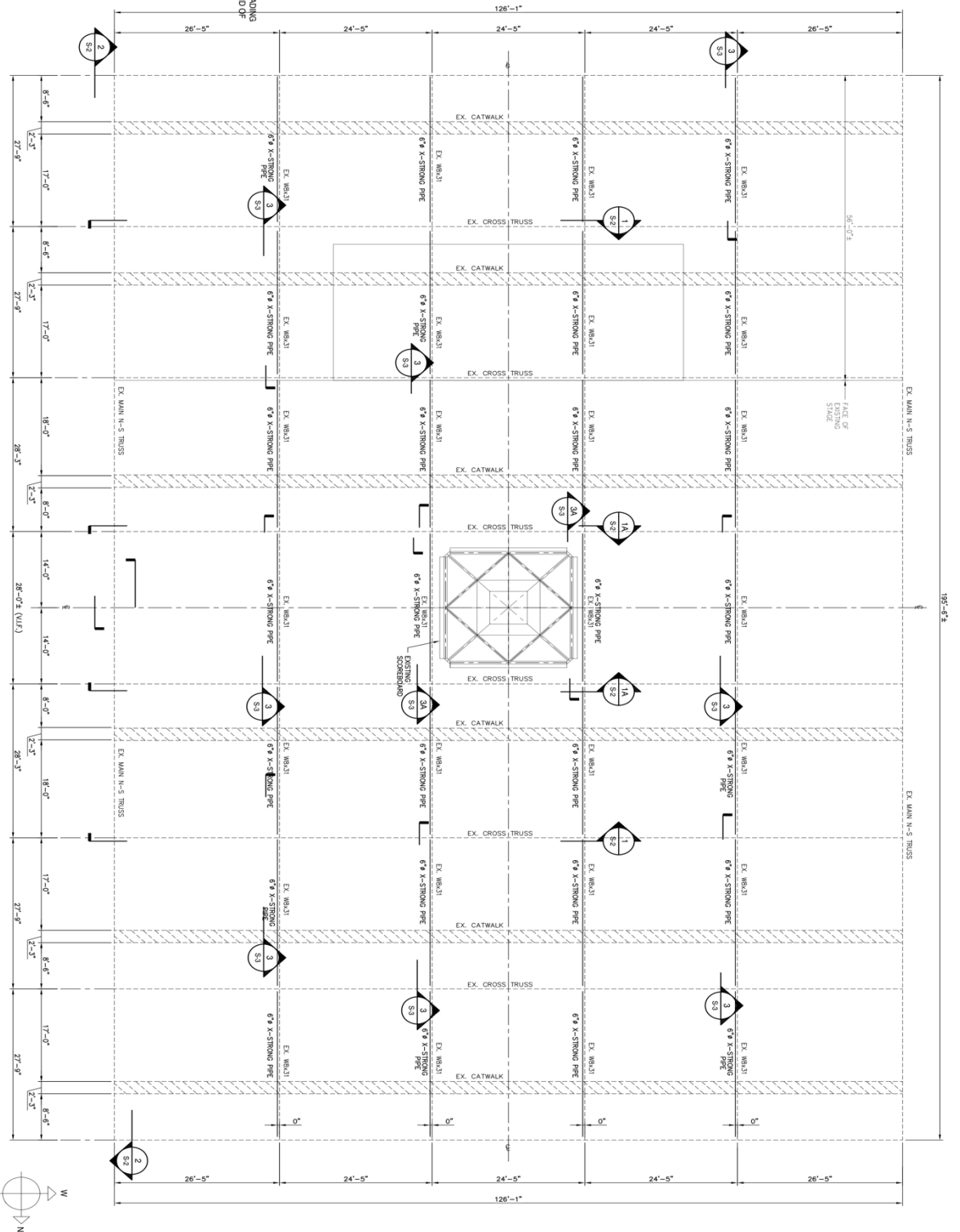
Low-Steel HEIGHT - 46' 0"

High- Steel HEIGHT – 60'

Floor to bottom of center hung video board all the way up- 43'

SL > SR Steel on 24' - 27' centers

Up > Down Steel 12' from CL, then on 24' centers



EXISTING ROOF FRAMING PLAN

1/8" = 1'-0"

- NOTES:
1. ALL DIMENSIONS SHOWN SHALL BE FIELD VERIFIED PRIOR TO ANY FABRICATION OR EXACT LOCATION PLACEMENT.
 2. 6'0" TIE OFF PIPES SHOWN ARE NOT INSTALLED YET. SEE VENUE DIRECTOR FOR PROPER SHEET PROCEDURES.

S-1

DRAWING NO.:
DATE: 10-14-2024
BY PROJECT NLT

EXISTING ROOF FRAMING PLAN
FALL ARREST TIE OFF BEAM
Wesbanco Arena
14th Street, Wheeling WV 26003



BRACE ENGINEERING, INC.
Professional. Innovative. Practical.
Consulting Structural Engineers
3471 Babcock Blvd, Suite 206
Pittsburgh, Pennsylvania 15237
Phone: 412.367.7700 Fax: 412.367.8177
www.brace-eng.com

NO.	ISSUE/REVISION	DATE
1	ISSUE	10/14/24

Directions To Venue

FROM THE EAST

I-70 to Main St. exit - Bear left on Main
Proceed south to 14th Street.
Turn right onto 14th Street.

FROM THE WEST

I-70 to Main St. exit - Bear right on Main.
Proceed south to 14th Street.
Turn right onto 14th Street.

FROM THE SOUTH

Ohio Rt. 7 North to I-70 East. Take Main St.
exit. Bear right on Main. Proceed south to 14th
Street. Turn right onto 14th Street.

FROM THE NORTH

Ohio Rt. 7 South to I-70 East. Take Main St.
exit. Bear right on Main. Proceed south to 14th
Street. Turn right onto 14th Street.



Video Information:

Main board is 1920x1080

Center Ring: 1856x64

North/South Vormitories: 1248x64 (416 x 3)

East/ West Vorms: 1664x64 (416 x 4)

East/west/ north/ south are all 416x64 but need to be built as one 1248x64 (north/south) and one 1664x64 (east/west)

Physical Dimensions of the Main board:

Each main board is 18ft wide x 10 feet tall on all 4 sides.